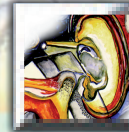
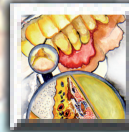




INTEGRATED  
DENTISTRY




## INTEGRATED ORTHODONTICS:

Integrate Orthodontics into your clinic

### **Integrated Dentistry:**

The course center for the Dental Assistant,  
The Dental Hygienist,  
The Dentist and The Specialist





## 2 **Introductie/Introduction/Introducción** (Nederlands / Internationaal-English / Español)

### 5 **Why orthodontics?**

#### **The courses and seminars. General information:**

- 6 Basic seminar series; seminar 1-6
- 7 Advanced seminar series; seminar 7-12
- 10 Selfligation fact or f(r)iction
- 11 Face driven orthodontics
- 12 Virtual Orthodontic Model technique & Computerised Indirect Bonding
  
- 15 Seminar 1 - Introduction into clinical orthodontics
- 16 Seminar 2 - The selfligation system, non-extraction problems
- 17 Seminar 3 - The selfligation system, extraction problems
- 18 Seminar 4 - Early treatment, class 2 treatment
- 19 Seminar 5 - Class 3 treatment, impaction, and finishing
- 20 Seminar 6 - Advanced diagnosis and retention
- 21 Seminar 7 - Class 2 the functional way and growth
- 22 Seminar 8 - Orthognathic surgery
- 23 Seminar 9 - Temporomandibular disorders and orthodontics
- 24 Seminar 10 - Periodontics, implantology and orthodontics
- 25 Seminar 11 - Open bite, skeletal and dental; temporary anchorage device
- 26 Seminar 12 - Advanced diagnosis and interdisciplinary orthodontics
  
- 27 The Software and clinical management system
- 28 Virtual model and set up software
- 31 Selfligation fact or f(r)iction
- 32 Face driven orthodontics
- 33 Virtual Orthodontic Model technique & Computerised Indirect Bonding
- 34 Master class
- 35 Biannual African Update seminar
- 36 The Instructors
- 38 Course Coordination - contact details




Het opleiding programma van de Europese Academie Integrated Orthodontics integreert klinische orthodontie in de alledaagse tandheelkundige praktijk door middel van een uitgekiend en compleet curriculum. Het programma is bedoeld voor jong afgestuurde tandartsen en tandartsen die een nieuwe uitdaging zoeken. Een verruiming van de kennis over vaste apparatuur in de orthodontie komt niet alleen uw patiënten maar ook uzelf ten goede.

In deze brochure vindt u het complete cursus programma van de EAIO. Er is een volledige opleiding in de orthodontie die de algemeen practicus leert de orthodontie volledig te integreren in zijn tandheelkundig denken. Deze opleiding omvat de basis en gevorderde serie van totaal 12 seminars.

De cursist leert dan ook gebruik te maken van alle moderne digitale technieken voor faciale harmonie analyse, cephalometrische analyse, virtuele model setup en -analyse, ontwerp en plaatsing techniek en leert computer-assisted indirect bonding te gebruiken. Tijdens de opleiding wordt de cursist continue begeleid bij de behandeling van zijn patiënten. Omdat veel orthodontische problemen adolescenten betreffen wordt er speciaal aandacht geschonken aan groei en ontwikkeling. Dogma's over headgear gebruik en vroege behandeling worden overboord gezet.

Tevens wordt aandacht geschonken aan de behandeling van de volwassen patiënt. Juist daar krijgt de cursus voor de algemeen practicus zijn meerwaarde. Het wordt mogelijk om de patiënt een allesomvattend behandelplan voor te stellen. De interdisciplinaire aanpak zal worden belicht met aandacht voor TMD, de paro- patiënt, de preprotheische patiënt, de Implantologie en de chirurgie. Faciale harmonie met een goede functie blijft het doel waarnaar wordt gestreefd.


## DE DOCENTEN:



**Carl Luijten**  
Orthodontist



**Rob Mooren**  
Oral and maxillo-facial surgeons



**Marc Bronkhorst**



**Leon Verhagen**  
Dentist / Implantologist  
TMD specialist

## INTRODUCTION



The European Academy Integrated Orthodontics program integrates basic science and clinical orthodontics in a comprehensive curriculum, designed to develop clinically proficient dentists who possess a scholarly insight into orthodontic theory as it relates to patient care.

Several popular corrective orthodontic treatment modalities are taught, giving dentists a thorough understanding of the respective merits of each treatment philosophy and the ability to apply them clinically.

Since many corrective orthodontic problems involve adolescents, there is a special emphasis on growth and development. However, management of the adult patients is also emphasized through the course such as TMD therapy, periodontics and implantology and orthognathic surgery, because facial harmony will be our final goal.


Other highlights of the program include experience in interdisciplinary care of patients requiring complex restorative dentistry or advanced periodontal therapy.

This program is designed for new graduates and dentists working in a busy practice, who have adequate clinical understanding and experience and would like to learn about fixed clinical orthodontics.



The course center Integrated Dentistry achieved educational accreditation from the Quality Accreditation Institute Dentistry in The Netherlands (Het Qualiteits Accreditatie-instituut Tandheelkunde [QuAT] ) for their courses and seminar series.

### THE INSTRUCTORS:



**Carl Luijten**  
Orthodontist



**Rob Mooren**  
Oral and maxillo-facial surgeons



**Marc Bronkhorst**



**Leon Verhagen**  
Dentist / Implantologist  
TMD specialist



El programa de la Academia Europea de Ortodoncia Integrada integra ortodoncia clínica en el consultorio odontológico por medio de un amplio curriculum. El programa va dirigido a dentistas recién graduados y a aquellos dentistas que busquen un reto nuevo. Ampliar sus conocimientos en el campo de los aparatos fijos de ortodoncia no sirve solo para los pacientes sino también para usted mismo.

En este folleto encontrará usted el programa completo de los cursos de la AEIO. Hay una enseñanza entera que le enseña integrar la ortodoncia en su pensar odontológico. Esta enseñanza de 12 seminarios contiene la parte básica y el cursillo de perfeccionamiento.

Además, hay cursos que usted puede seguir para conocer el estado de arte de los procedimientos dentro de la ortodoncia. Los clínicos que deseen utilizar nuevos métodos como el sistema Damon y la utilización de la computadora para ligar indirectamente los brackets, los cursillistas recibirán un entrenamiento apropiado para que puedan incorporarlos en su quehacer clínico cotidiano.


Durante el curso el cursillista estará acompañado en el tratamiento de sus pacientes todo el tiempo.

Porque muchos problemas odontológicos aparecen en la adolescencia, este curso dedica una atención especial a la comprensión del crecimiento y desarrollo.

También prestaremos atención al tratamiento de los adultos.

Después de seguir el curso, usted habrá aprendido aplicar un enfoque interdisciplinario que le apoyará formar un amplio plan de tratamiento que abarca todos los aspectos individuales para cada uno de sus pacientes.


## LOS PROFESORES:



**Carl Luijten**  
Orthodontist



**Rob Mooren**  
Oral and maxillo-facial surgeons



**Marc Bronkhorst**



**Leon Verhagen**  
Dentist / Implantologist  
TMD specialist

## WHY ORTHODONTICS ?



Undergraduate dental education has failed the dentist in the area of orthodontics while at the same time the demand for orthodontic care is increasing. Our extended continuing education program in orthodontics has been developed to fill this educational void and to meet the growing need.

### **After completing the basic and advanced program you:**

- can better inform your patients of options and alternative possibilities.
- can provide more timely recognition referral even if you choose not to do the treatment yourself.
- will expand your treatment modalities.
- will help creating a full-service practice in adding orthodontic services.
- will sharpen your dental skills.
- will be able to treat most of the different orthodontic patients.
- will experience that orthodontic pretreatment enhances restorative and fixed prosthetic procedures.
- will be able to fully meet the patients expectations on truly esthetic dentistry.
- will really know what is meant with facial driven orthodontics.

### **Your patients:**

- prefer an environment they know and trust.
- prefer the familiarity.
- like to eliminate the unknown.
- will appreciate the developed long-term service relationships.
- will appreciate the integrated orthodontic approach in the full service practice.
- will be grateful not having to wear headgears or rapid palatal expanders.
- will appreciate the non extraction option in the majority of cases.

### **Your dental practice is more enjoyable because:**

- it revitalizes your interest.
- it will be interesting and fun again.
- orthodontics is personally very gratifying.
- expanding your skills will help preventing a "burnout".



## THE COURSES & SEMINARS: **BASIC SEMINAR SERIES**

(seminar 1 - 6: details at pages 15 to 20)

This course provides an extended comprehensive education covering nearly all aspects of orthodontics. It will take you from diagnosis, through treatment, and into retention. Protocols will include early interceptive procedures (when needed), functional orthopedic therapy (myths and facts), fixed "straight-wire" treatment with the Damon frictionless selfligation system, and both fixed and removable retention appliances.

**Method:** The class sessions are lectures supplemented by hands-on training.

The content of each seminar will be offered in handouts supplemented by an extended database via secure internet access.

- Content:**
- Facial analysis, virtual model analysis and cephalometrics,
  - Learn about growth, facial development and how the teeth fit with the face and the facial form itself.
  - Diagnosis and biomechanics in orthodontics according to the face driven concept.
  - How to set-up a treatment plan and implement it in the clinic.
  - Properties of wires, brackets and tubes.
  - Placing brackets direct and indirect via Virtual model technique.
  - Controversies in Orthodontics.
  - Extraction/non-extraction treatment and its effect on the face.
  - The reality of arch development.
  - Difference between traditional and face driven orthodontics.
  - Understand the impact of proper diagnosis and treatment planning on facial balance.

**Goals:** Make an appropriate diagnosis and treatment plan for nearly 100% of your patients requiring orthodontic or combination treatment, treat the percentage you choose, and happily refer the others to an orthodontist.

- Utilize the necessary removable, orthopedic, and fixed appliances needed to achieve your treatment goals.
- Design retention appliances and adjunctive procedures to maximize the stability of your treatment.
- Incorporate orthodontic treatment into your practice thereby significantly improving the quality, stability, and overall success of all aspects of your dental practice, while increasing your income, self-esteem and the enjoyment of your profession.

**Duration:** 18 days

**Requirements:** none, examination seminar 6, case presentation

## THE COURSES & SEMINARS: **ADVANCED SEMINAR SERIES**

(seminar 7 - 12: details at pages 21 to 26)



Having completed the basic seminar series participants may choose to continue their education in the Advanced Seminar Series. To be able to provide your patients with the best and most comprehensive treatment it is recommended to participate in the advanced series. After completing the advanced series you will feel more secure and will learn to look for the pitfalls in orthodontics.

The advanced series provides an extended comprehensive education integrating myofunctional therapy, implantology, periodontology, temporomandibular dysfunction and orofacial pain into orthodontics. It will take you from diagnosis, through treatment, and into retention.

Protocols will include early interceptive procedures (when needed), functional orthopedic therapy (myths and facts), fixed "straight-wire" treatment with the **frictionless selfligation system**, and both fixed and removable retention appliances. Surgical treatment options will be included into the series varying from orthognathic surgery to periodontal or implant surgery.

**Method:** The class sessions are lectures supplemented by hands-on training.

The content of each seminar will be offered in handouts supplemented by an extended database via secure internet access.

**Content:**

- Facial analysis, virtual model analysis and cephalometrics.
- Learn about growth, facial development and how the teeth fit with the face and the facial form itself.
- Diagnosis and biomechanics in orthodontics according to the face driven concept.
- Case presentations will cover diagnosis, treatment planning, appliance selection, treatment monitoring, problem solving, patient management, and practice management (including fees for treatment).
- The reality of arch development.
- Difference between traditional and face driven orthodontics.
- Understand the impact of proper diagnosis and treatment planning on facial balance and when orthognathic surgery will become the treatment of choice.

[continue on next page]





## THE COURSES & SEMINARS: **ADVANCED SEMINAR SERIES**

(seminar 7 - 12: details at pages 21 to 26)

[continued from previous page]

**Goals:** Make an appropriate diagnosis and treatment plan for the severe class II patient, the mutilated or periodontally involved patient, the orthognathic patient or the TMD patient.

- Utilize the necessary removable, orthopedic, and fixed appliances needed to achieve your treatment goals.
- Design retention appliances and adjunctive procedures to maximize the stability of your treatment.
- Incorporate orthodontic treatment into your practice thereby significantly improving the quality, stability, and overall success of all aspects of your dental practice, while increasing your income, self-esteem and the enjoyment of your profession.

**Duration:** 18 days

**Requirements:**

The basic series will give you access to the advanced seminar series.  
Examination seminar 12.

After completing this comprehensive program (basic and advanced seminar series), the Q-mark credit points will be awarded to the participant.





## THE COURSES & SEMINARS: **SELFLIGATION: FACT OR F(R)ICTION**

(details at page 31)

Especially for the general practitioner who wants to convert to the Damon System, Integrated Dentistry organizes this two day course to learn the basic principles of frictionless mechanics.

This course focuses on the impact this system can have on your every day's clinical work.

Combined with low-friction, low-force mechanics, the Damon System provides remarkable advantages over traditional orthodontic approaches. In this Seminar, you will learn how to treat all malocclusions to a higher quality end-result, in less time, with greater patient comfort and with very few auxiliary appliances.

**Method:** The class sessions are lectures with case presentations and the presentation of a clinical guide on how to work with the Damon system.  
The content of the seminar will be offered in a handout.

**Content:**

- The reality of arch development.
- The cellular response of light versus heavy forces.
- The efficiency of light forces in conjunction with low-friction mechanics.
- Diagnosis and treatment planning for improved tooth position and enhanced facial aesthetics.
- The clinical advantages of treating with fewer extractions and without headgear or rapid palatal expansion.
- Treatment protocols for dramatically reducing treatment time while achieving enhanced tissue and bone response.
- How and why this system enhances patient enthusiasm and reduces the need for patient compliance.
- The long-term stability of this proven system.
- How to easily incorporate this innovative system into your practice.

**Goals:** You'll learn treatment planning principles for improved facial aesthetics, practice. and clinical case management strategies and step-by-step instructions for all phases of treatment. utilizing Damon System treatment mechanics and low force technologies.

**Duration:** 2 days

**Requirements:** Orthodontic experience in straight wire appliances technique.

## THE COURSES & SEMINARS: **FACE DRIVEN ORTHODONTICS**

(details at page 32)



In his course we will focus on treatment planning for improved facial aesthetics, as well as both practice and clinical case management using the Damon System and low-force mechanics. Using case examples, step-by-step instructions are provided for all phases of treatment.

**Method:** The class sessions are lectures with case presentations and the presentation of a clinical guide on how to work with the Damon system. The content of the seminar will be offered in a handout.

**Content:**

- Facial analysis and virtual model analysis.
- Learn about growth, facial development and how the teeth fit with the face and the facial form itself.
- Diagnosis and biomechanics in orthodontics according to the face driven concept.
- Pre-prosthetic treatment for adults and adolescents.
- Face-driven treatment planning (Extraction vs. Non-extraction).
- Advanced tips & tricks.
- Interactive Exercises – Presented with actual clinical cases.
- How to set-up a treatment plan and implement it in the clinic.
- Early treatment, does it fit in nowadays orthodontics?
- Properties of wires, brackets and tubes.
- Diagnosis and treatment planning for improved tooth position and enhanced facial aesthetics.
- The clinical advantages of treating with fewer extractions and without headgear or rapid palatal expansion.
- Treatment protocols for dramatically reducing treatment time while achieving enhanced tissue and bone response.

**Goals:** You'll learn advanced treatment planning principles for improved facial aesthetics, practice and clinical case management strategies and step-by-step instructions for all phases of treatment utilizing Damon System treatment mechanics and low force technologies.

**Duration:** 2 days

**Requirements:** Experience with the Damon system or selfligation course.



## THE COURSES & SEMINARS: **VIRTUAL ORTHODONTIC MODEL & COMPUTERISED INDIRECT BONDING** (details at page 33)

OrthoCAD iQ is a new computer-guided bracket placement system that calculates optimal bracket placement positions.

It saves precious time through unprecedented control – before treatment even begins.

The OrthoCAD iQ software is powered by user friendly tools that give you full control over the set-up and outcome, leaving no room for error. The virtual set-up affords significantly better vision and access, allowing you to fine tune bracket placement to an exceptionally high degree. And this unprecedented level of placement customization produces tangible, clinical outcomes, while reducing treatment time and follow up visits. All while enhancing your reputation as a cutting-edge practice.

**Method:** The class sessions are lectures with case presentations and hands on training with the software.  
The content of the seminar will be offered in a handout.

**Content:**

- Decrease repositioning and wire-bending appointments through improved bracket positioning.
- Dramatically reduce doctor time at bondings, or even delegate entire bondings to your staff.
- Routinely perform full bondings (upper and lower, 7-7) in an hour or less.
- Shave multiple patient visits off each and every case.
- Reduce office stress and predict the future by predicting how cases will treat out via Virtual Set-Up.
- Compare multiple treatment options.
- Stay one step ahead of your fellow professionals...be the technology leader.
- Increase case starts by using OrthoCAD iQ as a powerful marketing tool.

**Goals:** Learn all the advantages of virtual model technique and computer guided bracket placement in orthodontics.  
Learn to reach the higher level in treating your patients and learn how to safely delegate procedures to your staff.

**Duration:** 1 day

**Requirements:** Orthodontic experience in straight wire appliances technique.  
Laptop computer to bring along with separate mouse.

